

Account Details for *Interac* e-Transfer[®]

Information for Incoming Direct Transfers



Provide the following account information to a contact looking to send you an *Interac* e-Transfer by your account number.

Note: The account details must be completed **exactly** as follows:

RECIPIENT ACCOUNT

Recipient Name

Institution No.

Branch/Transit No.

Account No.

Finding Your Full Account Number



Follow these simple steps to find your Full Account Number through Online Banking or Mobile App.

Through Online Banking



1. Log into **Online Banking**

- a. Select Branch Name, input Member Number and Personal Access Code (PAC)

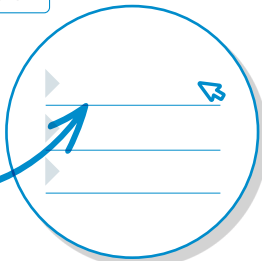
Branch Name
Main

Member Number Access Code (PAC)

●●●●●● ●●●●●●

■

2. On the left-hand side select **'My Accounts'**



3. Select your preferred account from your list of accounts

4. Under 'Current Balance,' select **'More Details'** to reveal your Account Number.

Through the Mobile App



1. Open the WFCU /ECU **Mobile App** and log in

2. Tap **'Accounts'** from the home page



3. Select your preferred account from your list of accounts

4. To the right of your account balance, tap **'Account Details'** to reveal your Full Account Number.

Visit wfcu.ca or myECU.ca for more information and to see 'How-to' videos.



Finding Your Branch/Transit and Institution Numbers



Follow these simple steps to find your Branch/Transit and Institution Numbers through Desktop or Mobile Banking.

On the **WFCU** Website



1. Open **wfcu.ca** on your computer
2. At the top, select **'Contact Us'**
 - a. In the Contact Us section, select the **'retail locations'** link which will open the Find Branch/ATM page
3. In this section to the right, select **'List All Branches'** to view the Branch/Transit and Institution Numbers for all the retail locations.
4. Select your retail location and you'll find Branch/Transit and Institution Numbers.

On the **ECU** Website



1. Open **myECU.ca**
2. At the top, select **'Contact Us'**
 - a. Scroll to the bottom of the page where Branch/Transit and Institution Numbers are listed for each retail locations.

Through the **Mobile App**

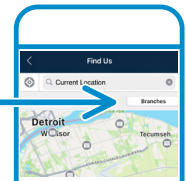


1. Open the WFCU /ECU **Mobile App** and log in

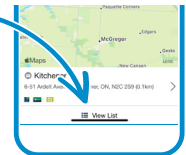
2. Select **'Find Us'** from the home page



3. At the top, tap **'Branches'**



- a. At the bottom of your screen, tap **'View List'**



4. Select your retail location and you'll find Branch/Transit and Institution Number listed.

Visit **wfcu.ca** or **myECU.ca** for more information and to see 'How-to' videos.

